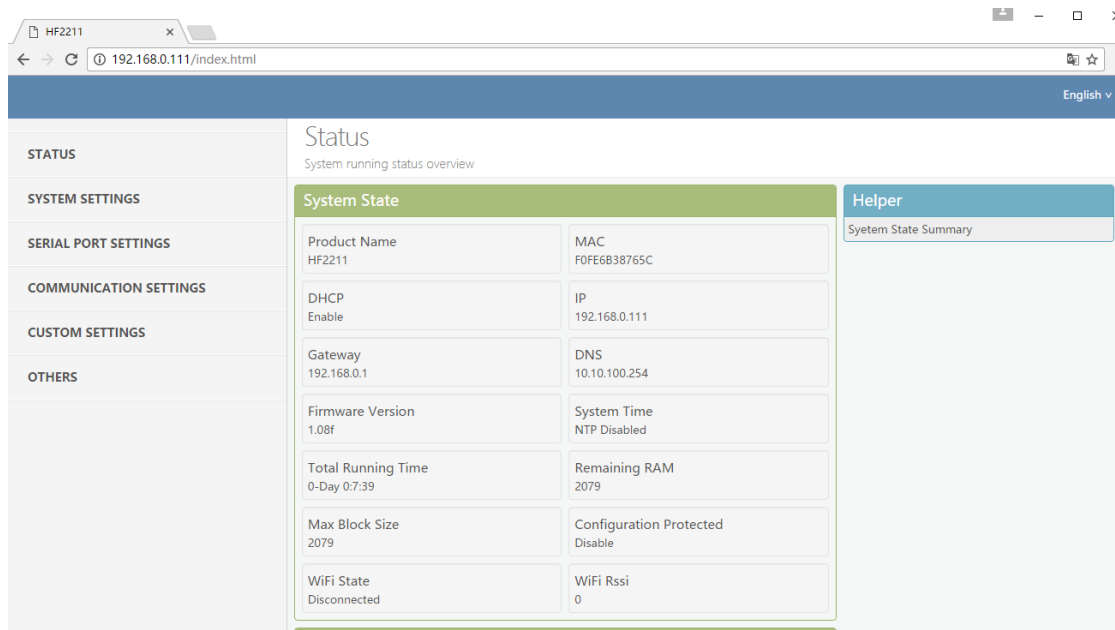


I.O.T Workshop Webpage File Compile

1. Webpage(HF2211)



2. Compile Environment

Windows 7(+)

Java 7(+)

3. Install Java

3.1 Java download

<http://www.oracle.com/technetwork/java/javase/downloads/jdk8-downloads-2133151.html>

3.2 Install Java

3.3 Check Java

Run "jave -version" to check JAVA environment.

```
管理员: C:\Windows\system32\cmd.exe
Microsoft Windows [版本 6.1.7601]
版权所有 (c) 2009 Microsoft Corporation。保留所有权利。

C:\Users\Zhang GuoYin>java -version
java version "1.8.0_112"
Java(TM) SE Runtime Environment (build 1.8.0_112-b15)
Java HotSpot(TM) 64-Bit Server VM (build 25.112-b15, mixed mode)

C:\Users\Zhang GuoYin>
```

If fail, add java directory such as "C:\Program Files\Java\jdk1.8.0_112\bin" to environment.

4. Compile Steps

Method 1 : Open console, make to webpage source file build directory.

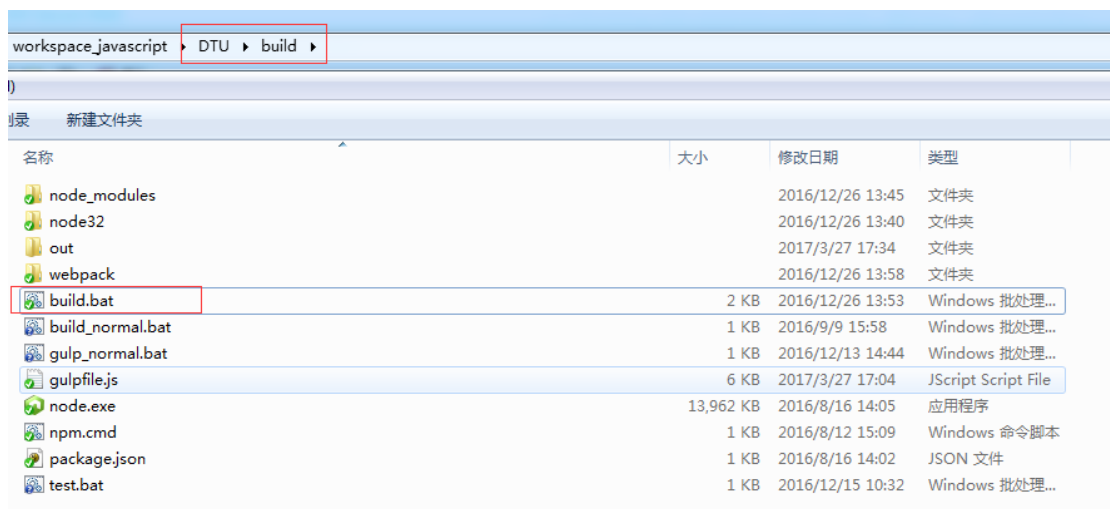
Run **build.bat -disablesvn**.

```
E:\hiflying\DTU项目\网页\网页\DTU\DTU\build>build.bat -disablesvn
disabled svn, you can set version number in gulpfile.js
check processor architecture
****Start building****
```

Method 2 : Modify build.bat file, then direct click build.bat to compile webpage.

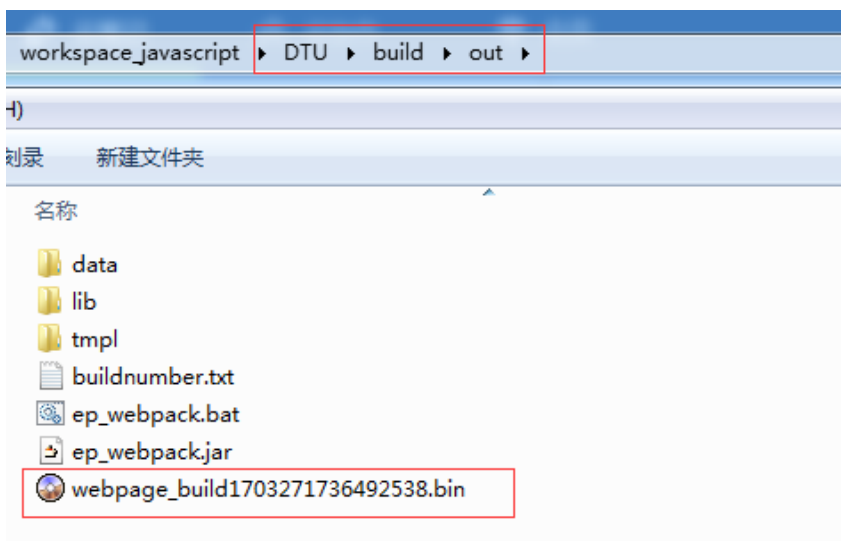
```
1 @echo off
2
3 if "%1=="--help" goto help
4 if "%1=="-disablesvn" goto disablesvn
5 if "%1=="-svn-reversion" goto svn-update
~

1 @echo off
2
3
4 goto disablesvn
5
```

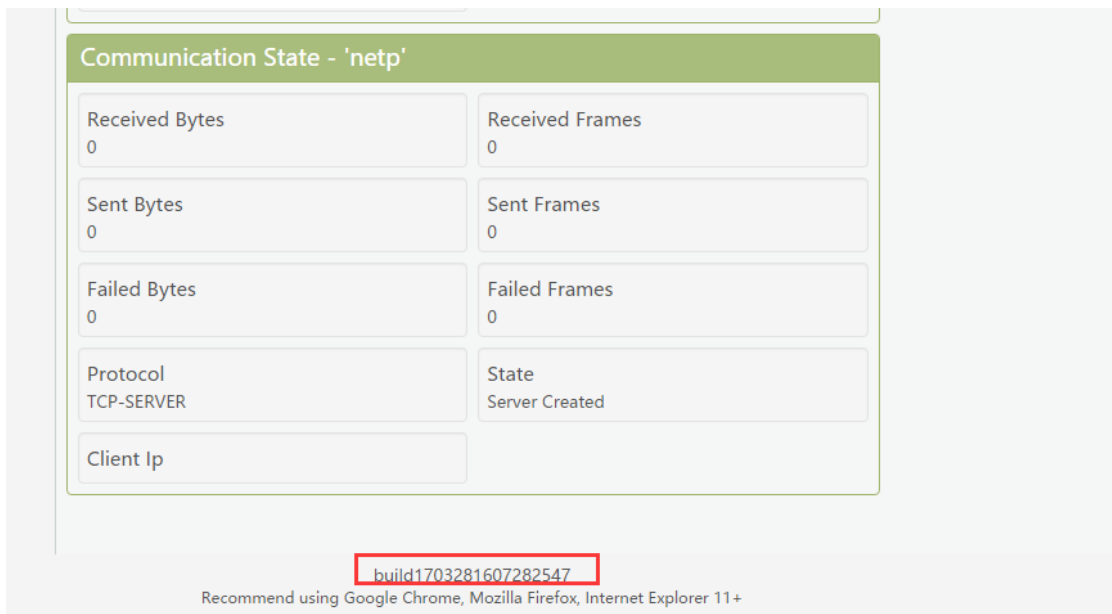


```
gulp
Updating '.':
svn: E170013: Unable to connect to a repository at URL 'http://192.168.1.28:3962/svn/HFIOTS/APP_HTML/Trunk/DTU'
svn: E730065: Error running context: 套接字操作尝试一个无法连接的主机。
check processor architecture
****Start building****
[17:36:50] Using gulpfile E:\workspace_javascript\DTU\build\gulpfile.js
[17:36:50] Starting 'clean'...
Clean the out directory
[17:36:50] Starting 'svn_revision'...
Deleted files and folders:
[17:36:50] Finished 'clean' after 33 ms
[17:36:50] Starting 'copy_files'...
Create directory /build/out/data/webpage
Copy files
[17:36:50] Starting 'compile_jade'...
[17:36:50] Starting 'minify_css'...
[17:36:50] Starting 'minify_language'...
[17:36:50] Starting 'minify_js'...
[17:36:50] Finished 'svn_revision' after 138 ms
Deleted files and folders:
E:\workspace_javascript\DTU\build\out\svn
[17:36:51] Finished 'copy_files' after 934 ms
```

5. The Webpage file will be in "[DTU]/build/out/webpage_xxxx.bin"



xxxx Is the version information, this will be shown on webpage.



The default version format :

buildyyMMddHHmmssCCCC

6. Customize Version

Modify [DTU]\build\gulpfile.js , set buildNumber such as

buildNumber=" v1.0.0" , then run **.\build.bat -disablesvn** compile.

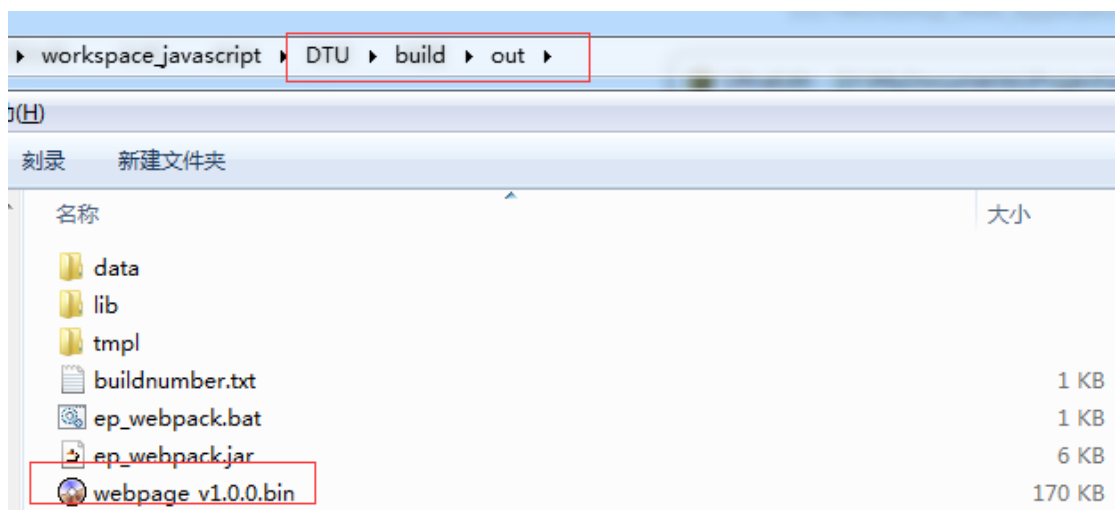
```

1  /**
2   * Created by Zhang GuoYin on 2016/8/9.
3   */
4
5   var buildNumber = "v1.0.0"; // Set with the web application version number
6
7   var gulp = require('gulp');
8   var pump = require('pump');
9
10  const del = require('del');
11  gulp.task('clean', function (cb) {
12    console.log('Clean the out directory');
13    return del(['./out/']).then(paths => {
14      console.log('Deleted files and folders:\n', paths.join('\n'));
15    });
16  });

```

```
*****
*      EPort Web Packer U1.0      *
*      2016-07-26                *
*****
data/webpage/css/base.css
data/webpage/css/zepto-editable-select.css
data/webpage/custom.html
data/webpage/index.html
data/webpage/js/base.js
data/webpage/js/custom.js
data/webpage/js/dtu.js
data/webpage/js/index.js
data/webpage/js/others.js
data/webpage/js/socket.js
data/webpage/js/system.js
data/webpage/js/uart.js
data/webpage/js/validate.js
data/webpage/js/zepto-editable-select.js
data/webpage/js/zepto.v1.2.0.js
data/webpage/language/en/base.js
data/webpage/language/en/custom.js
data/webpage/language/en/index.js
data/webpage/language/en/others.js
data/webpage/language/en/socket.js
data/webpage/language/en/system.js
data/webpage/language/en/uart.js
data/webpage/language/zh-cn/base.js
data/webpage/language/zh-cn/custom.js
data/webpage/language/zh-cn/index.js
data/webpage/language/zh-cn/others.js
data/webpage/language/zh-cn/socket.js
data/webpage/language/zh-cn/system.js
data/webpage/language/zh-cn/uart.js
data/webpage/loading.gif
data/webpage/logo.png
data/webpage/others.html
data/webpage/socket.html
data/webpage/system.html
data/webpage/uart.html

Build web application succeed?
The binary file is E:\workspace_javascript\DTU\build\out\webpage_v1.0.0.bin
```





7. Add Logo



Change logo file :

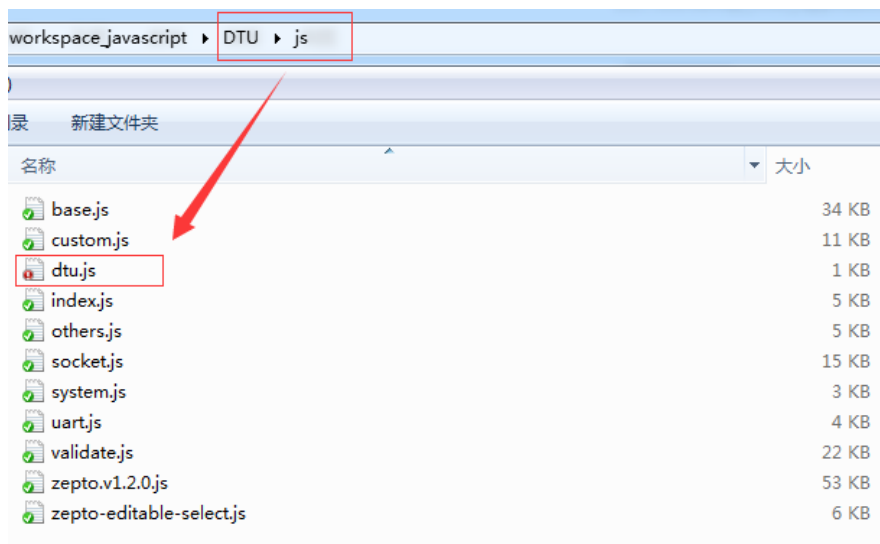
The image shows a file manager window with a list of files. A red box highlights the file 'logo.png', and a red arrow points from it to the text '替换为您的Logo' (Replace with your logo). Below this, a browser window shows the website '物联工场 IOT WORKSHOP'. The browser's address bar shows '192.168.9.101/index.html'. The website header features a logo placeholder with the text '物联工场 IOT WORKSHOP' and '您的Logo' (Your logo), with a red arrow pointing to the placeholder. The main content area displays '当前状态' (Current Status) and '系统当前状态汇总' (System Current Status Summary). A table titled '系统状态' (System Status) lists various system parameters:

系统状态	
产品名称 HF5111B	MAC地址 F0FE6B1C3D33
DHCP 开启	IP地址 192.168.9.101
网关 192.168.9.1	DNS地址 10.10.100.254

8. Add Company Information :



Modify [DTU]/js/dtu.js file.




```
0 10 20 30 40 50 60 70 80 90 100
1 var TEXT = new Array();
2 var HELP = new Array();
3 var CONFIG = new Array();
4 CONFIG['service_url'] = '.';
5 CONFIG['languages'] = [{text: 'English', code: 'en'}, {text: '简体中文', code: 'zh'}];
6 CONFIG['default_language'] = 'en';
7 CONFIG['company_name'] = 'I.O.T Workshop';
8 CONFIG['company_url'] = 'http://www.iotworkshop.com';
```

:

通讯状态-'netp'

接收字节 0	接收帧 0
发送字节 0	发送帧 0
错误字节 0	错误帧 0
协议 TCP-SERVER	状态 Server Created
通讯对方IP	

您的公司名称，点击该名称打开您公司网站

I.O.T Workshop © 2017 build1703271706392538
推荐使用Google Chrome, Mozilla Firefox, Internet Explorer 11+ 浏览器