

HF-LPB100/HF-LPT100/HF-LPT200/HF-LPB100U_Module_Upgrade



HF-LPB100/HF-LPT100/HF-LPT200/HF-LPB100U Wi-Fi module support upgrade via serial port, internal webpage or external webpage.

1. Upgrade application via serial port
2. Upgrade application via external webpage
3. Upgrade application or customization webpage



Via internal webpage

Notes:

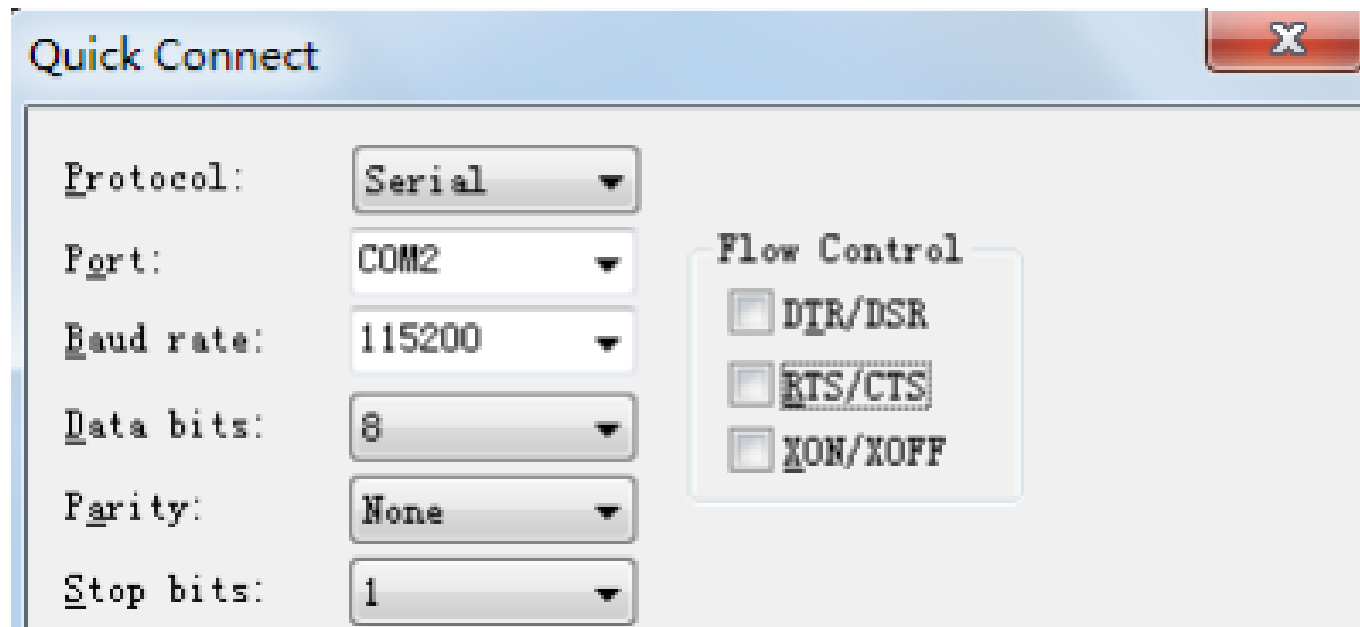
The upgrade file is different via serial port or via webpage. We define file name with upgrade is used for webpage upgrade, for example:

LPB100_V1.0.03a-22_XXXXX: is for serial port upgrade

LPB100_UPGRADE_V1.0.03a-22_XXXXX: is for webpage upgrade

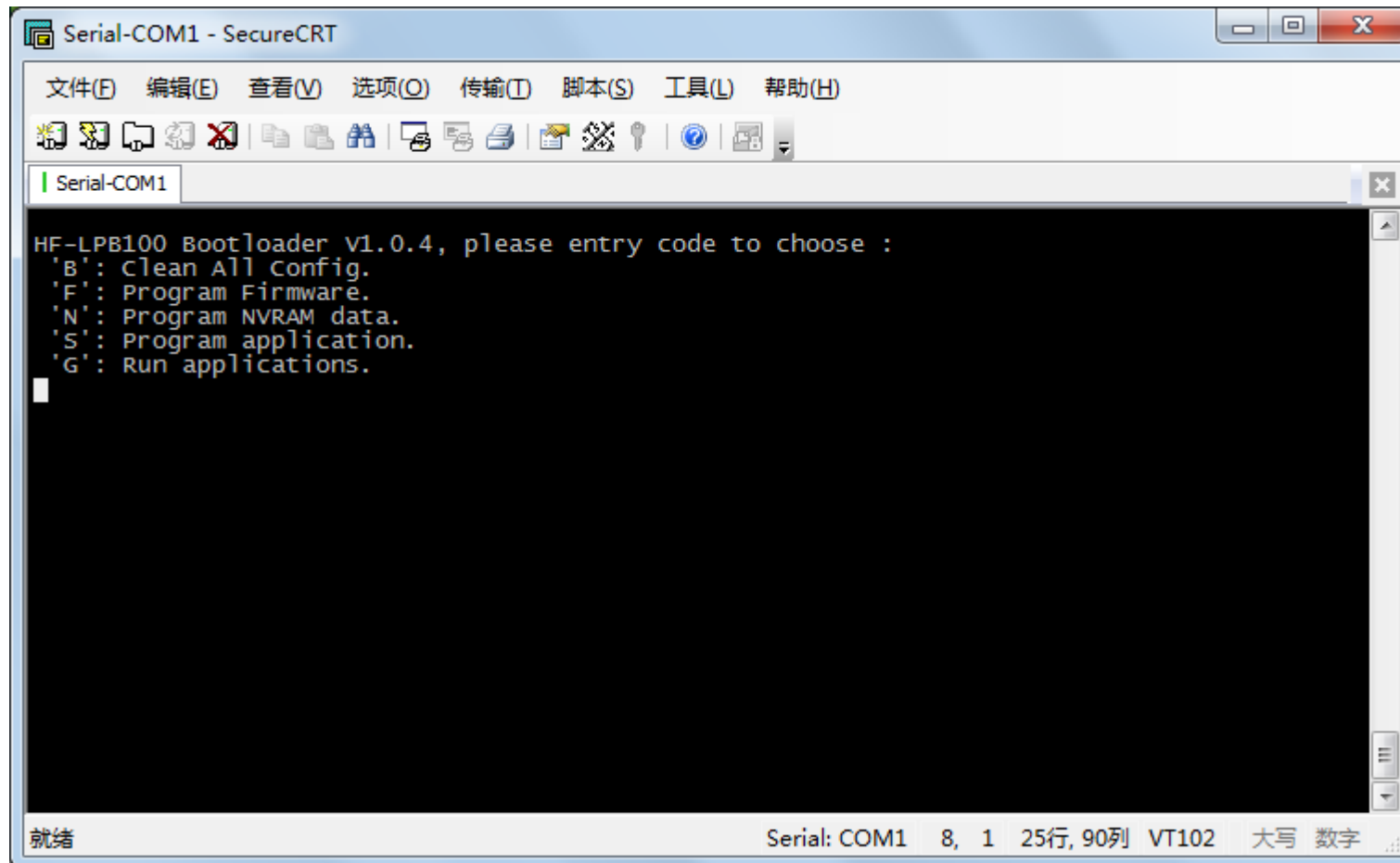
1. Upgrade application via serial port

Open SecureCRT and set serial port communication parameters: 115200,8,1,none



Enter bootloader

Press down nReload Button on EVK and click nReset button, then click space key on keyboard instantly. The module is in bootloader.



```
Serial-COM1 - SecureCRT
文件(F) 编辑(E) 查看(V) 选项(O) 传输(T) 脚本(S) 工具(L) 帮助(H)
Serial-COM1
HF-LPB100 Bootloader v1.0.4, please entry code to choose :
'B' : Clean All Config.
'F' : Program Firmware.
'N' : Program NVRAM data.
'S' : Program application.
'G' : Run applications.
|
就绪 Serial: COM1 8, 1 25行, 90列 VT102 大写 数字
```

Command List:

‘B’: Clear all setting parameter.

‘F’: Upgrade Wi-Fi Firmware. Usually no need to upgrade.

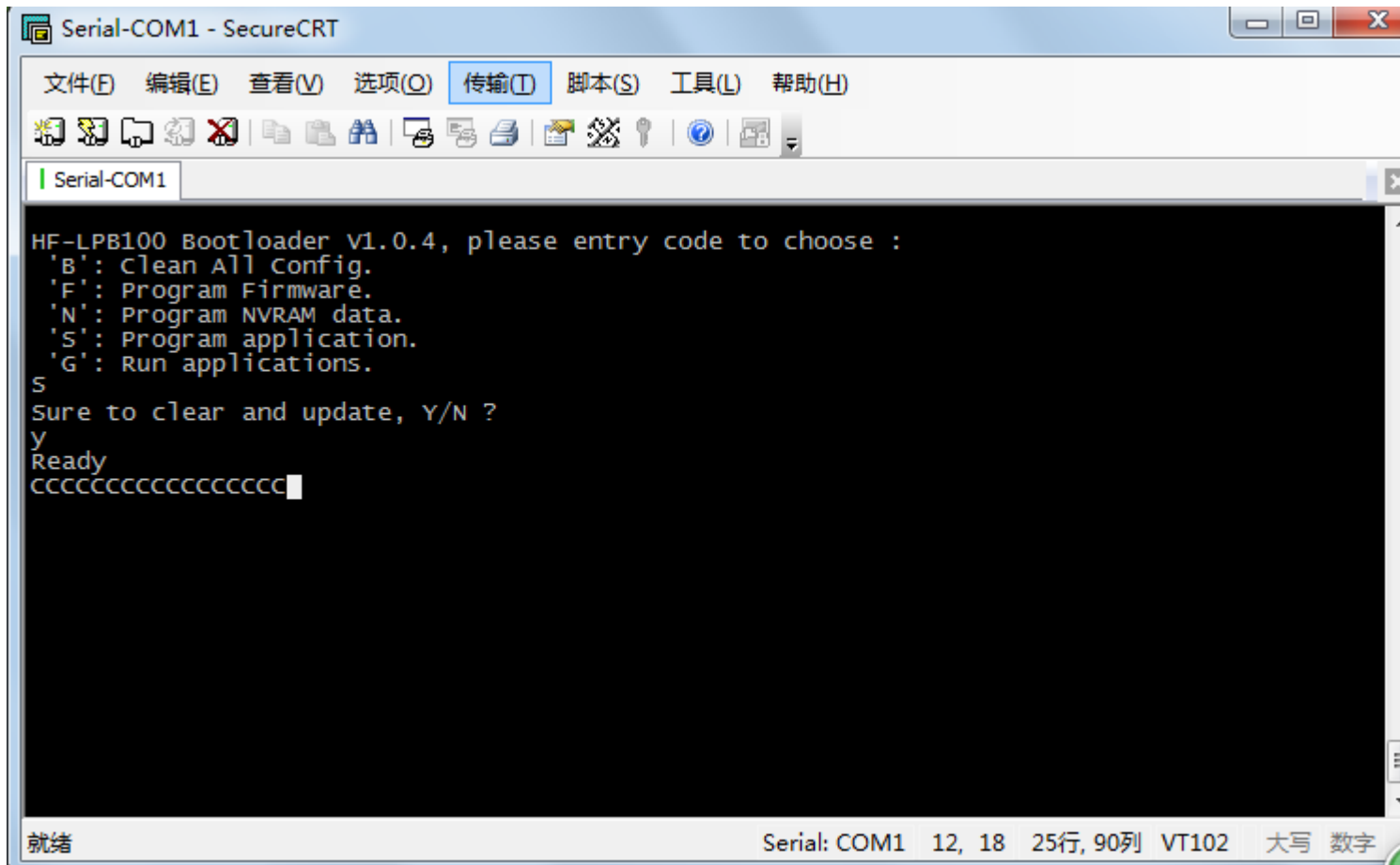
For example: LPB100_WIFI_Firmware_V9.0

‘N’: Upgrade Nvram;

‘S’: Upgrade application; Usually only need to upgrade this. For example: LPB100_V1.0.03a-22_XXXXX

‘G’: Run application.

Press 'S' to upgrade application, the screen show Ready, waiting for show 'C', then transfer upgrade file with Xmodem



```
Serial-COM1 - SecureCRT
文件(F) 编辑(E) 查看(V) 选项(O) 传输(T) 脚本(S) 工具(L) 帮助(H)
Serial-COM1
HF-LPB100 Bootloader v1.0.4, please entry code to choose :
'B' : Clean All Config.
'F' : Program Firmware.
'N' : Program NVRAM data.
'S' : Program application.
'G' : Run applications.
S
Sure to clear and update, Y/N ?
y
Ready
CCCCCCCCCCCCCCCCCC█
就绪
Serial: COM1 12, 18 25行, 90列 VT102 大写 数字
```

2. Upgrade application via external webpage

Open external webpage to upgrade

Input 10.10.100.254 to enter module external webpage.

Notes: HF-LPT200 has no external webpage.



3. Upgrade application via internal webpage

Press “IP address” + “[/iweb.html](#)” open internal webpage of Wi-Fi module to upgrade external webpage or application.

